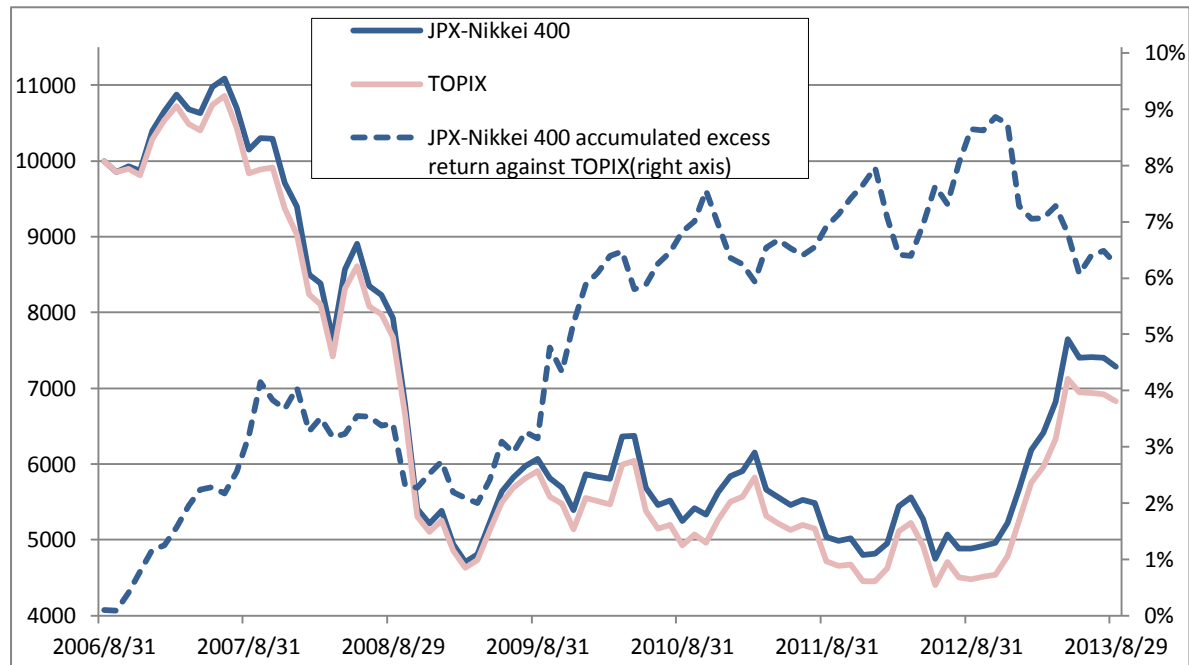


Annex 2. Past values and graphs, etc.

(1) Index performance



*Base date = August 31, 2006, Base point = 10000

	Monthly return (Annualized)	
	JPX-Nikkei 400	TOPIX
End of Aug 2006 - End of Aug 2007	2.0%	-1.1%
End of Aug 2007 - End of Aug 2008	-22.6%	-22.8%
End of Aug 2008 - End of Aug 2009	-21.9%	-21.6%
End of Aug 2009 - End of Aug 2010	-12.6%	-16.2%
End of Aug 2010 - End of Aug 2011	-3.0%	-3.1%
End of Aug 2011 - End of Aug 2012	-1.6%	-3.3%
End of Aug 2012 - End of Aug 2013	41.9%	44.3%
End of Aug 2006 - End of Aug 2013	-2.5%	-3.4%

(2) Turnover ratio in periodic review

	periodic review in 2007	periodic review in 2008	periodic review in 2009	periodic review in 2010	periodic review in 2011	periodic review in 2012	periodic review in 2013
No. of replaced issues	47	38	63	57	56	55	54
Turnover ratio (Market capitalization-based, one-way)	6.1%	5.6%	10.6%	7.4%	7.9%	6.6%	8.0%

*Scoring based on qualitative factors and a preferential rule for constituents of the prior year is not reflected in the above.

This document is prepared by Japan Exchange Group, Inc. (JPX), Tokyo Stock Exchange, Inc. (TSE) (hereinafter collectively called "the JPX group") and Nikkei Inc. (Nikkei) solely for the understanding of JPX-Nikkei 400, and is not to be construed as a solicitation for trading any securities or related financial instruments. JPX Group and Nikkei shall accept no liability or responsibility for any loss or damage arising from errors, delays, or termination of the calculation or publication of JPX-Nikkei 400, changes to its calculation or publication method, the use of JPX-Nikkei 400 or all or any part of this document or other similar events.

(3) 3-year simple average ROE (based on the selected issues for FY2013)

JPX-Nikkei 400 constituents	11.1%
TOPIX constituents	5.7%
non-constituents*	3.9%

*All the listed issues but the JPX-Nikkei 400 constituents are included. Issues with more than 100% or less than -100% 3-year average ROE are excluded.

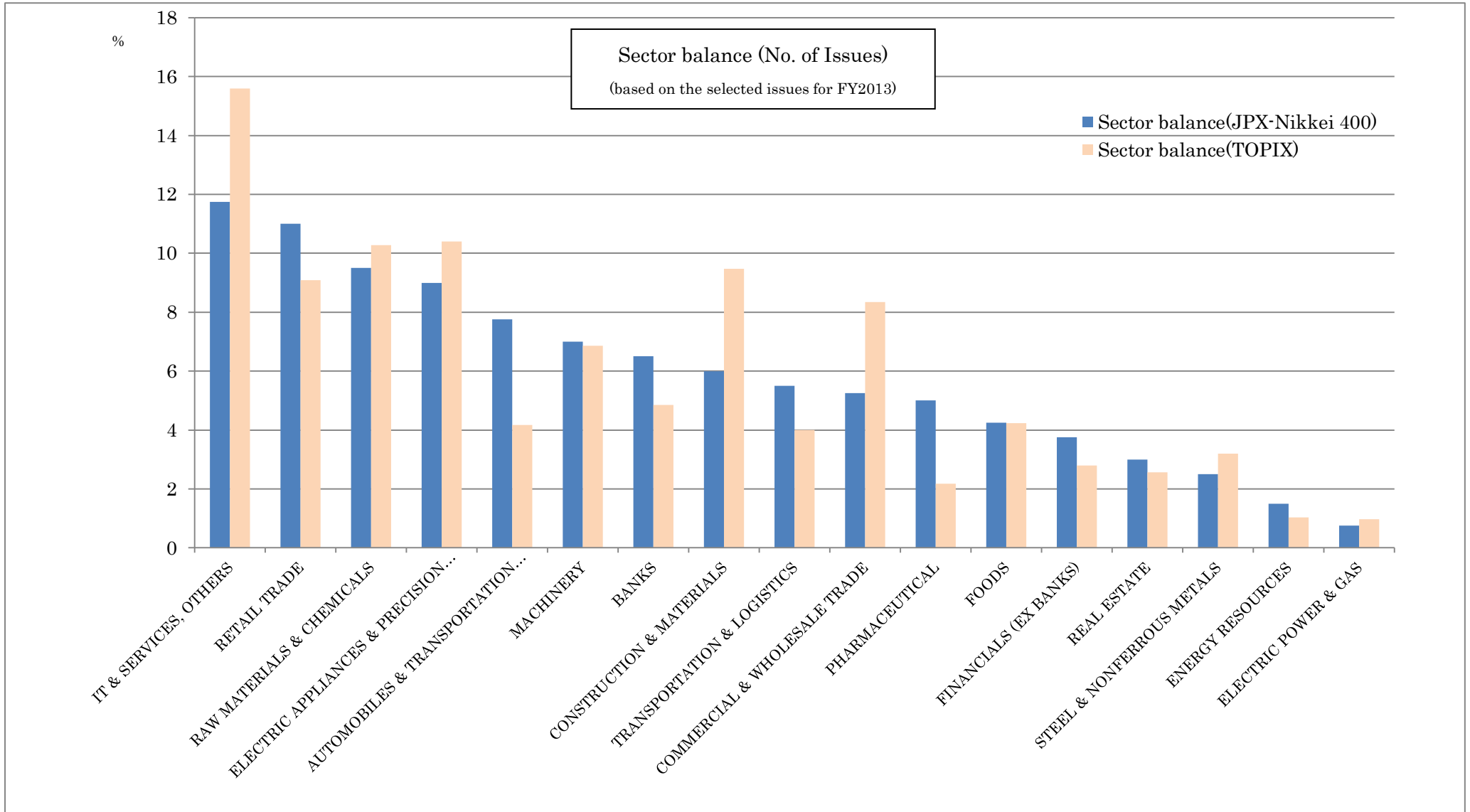
(4) Market division balance (based on the selected issues for FY2013)

Market division	No. of issues
1 st Section	386
2 nd Section	1
Mothers	2
JASDAQ	11

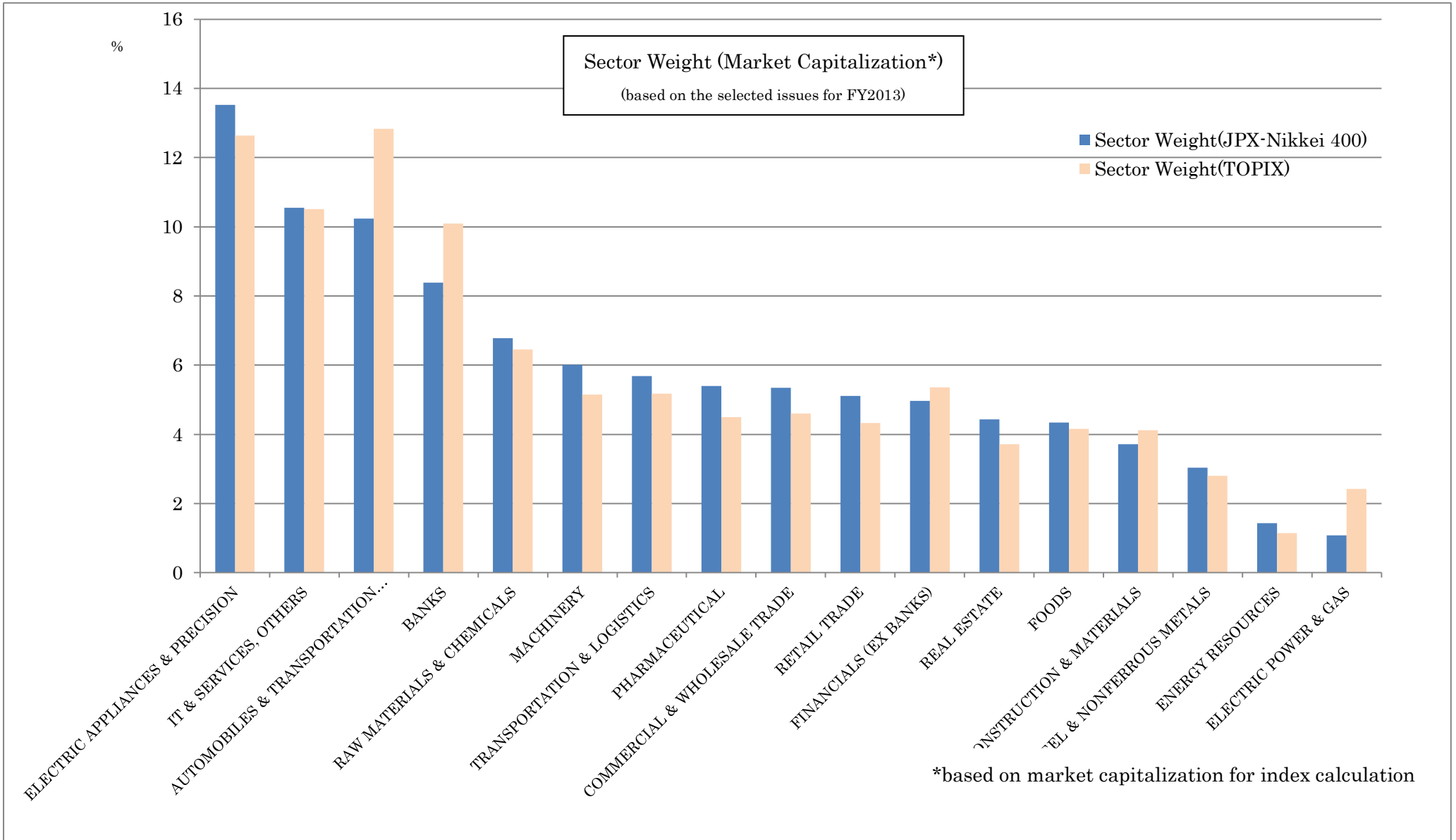
(5) Sector balance (based on the selected issues for FY2013, based on TOPIX-17 series categories)

Sector	No. of issues
FOODS	17
COMMERCIAL & WHOLESALE TRADE	21
CONSTRUCTION & MATERIALS	24
ENERGY RESOURCES	6
IT & SERVICES, OTHERS	47
MACHINERY	28
REAL ESTATE	12
RETAIL TRADE	44
RAW MATERIALS & CHEMICALS	38
AUTOMOBILES & TRANSPORTATION EQUIPMENT	31
ELECTRIC APPLIANCES & PRECISION INSTRUMENTS	36
PHARMACEUTICAL	20
STEEL & NONFERROUS METALS	10
FINANCIALS (EX BANKS)	15
BANKS	26
TRANSPORTATION & LOGISTICS	22
ELECTRIC POWER & GAS	3
Total	400

This document is prepared by Japan Exchange Group, Inc. (JPX), Tokyo Stock Exchange, Inc. (TSE) (hereinafter collectively called “the JPX group”) and Nikkei Inc. (Nikkei) solely for the understanding of JPX-Nikkei 400, and is not to be construed as a solicitation for trading any securities or related financial instruments. JPX Group and Nikkei shall accept no liability or responsibility for any loss or damage arising from errors, delays, or termination of the calculation or publication of JPX-Nikkei 400, changes to its calculation or publication method, the use of JPX-Nikkei 400 or all or any part of this document or other similar events.



This document is prepared by Japan Exchange Group, Inc. (JPX), Tokyo Stock Exchange, Inc. (TSE) (hereinafter collectively called “the JPX group”) and Nikkei Inc. (Nikkei) solely for the understanding of JPX-Nikkei 400, and is not to be construed as a solicitation for trading any securities or related financial instruments. JPX Group and Nikkei shall accept no liability or responsibility for any loss or damage arising from errors, delays, or termination of the calculation or publication of JPX-Nikkei 400, changes to its calculation or publication method, the use of JPX-Nikkei 400 or all or any part of this document or other similar events.



understanding of JPX-Nikkei 400, and is not to be construed as a solicitation for trading any securities or related financial instruments. JPX Group and Nikkei shall accept no liability or responsibility for any loss or damage arising from errors, delays, or termination of the calculation or publication of JPX-Nikkei 400, changes to its calculation or publication method, the use of JPX-Nikkei 400 or all or any part of this document or other similar events.